

RIL

Intune Configuration

Android

23rd November 2018

1. Introduction

Microsoft Intune is a Mobile Device Management (MDM) & Mobile Application Management (MAM) solution which helps to prevent leakage of corporate data from Mobile.

2. Pre-Requisite

Mobile Platform supported,

- ❖ **Apple** : 9.0 and later
- ❖ **Android** : 5.0 and later


Note: You can get Mobile OS details in **Security** → **System** → **About**

3. Install and Configure Outlook Application.


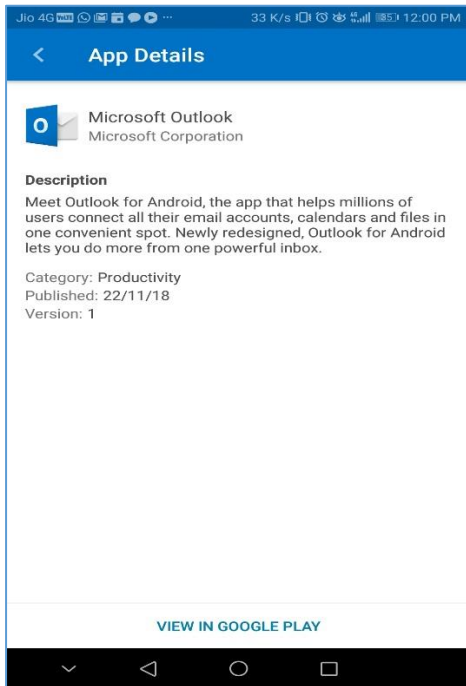
- In the Apps Tab, tap on the Microsoft Outlook and click on “View in Google Play”



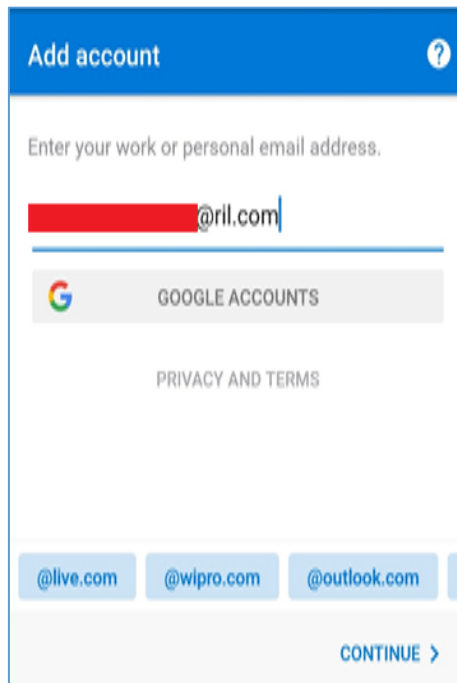
- This will redirect you to play store.
- Click on INSTALL, Once the installation is completed, tap on OPEN.



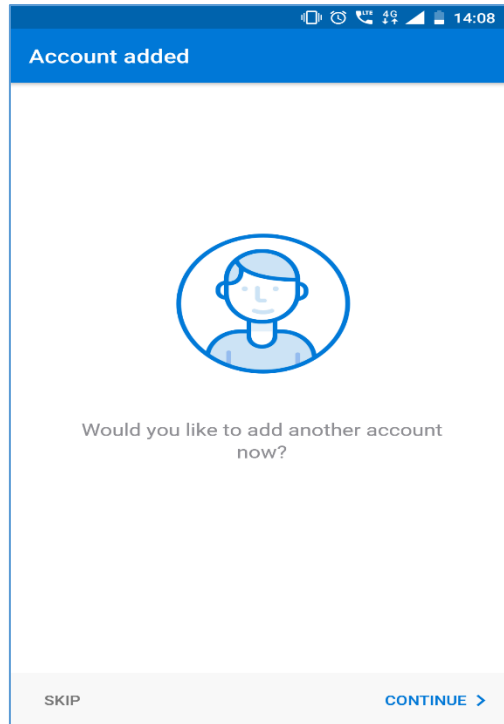
- Click on **Get Started**.
- If any previously configured email account found in Outlook then, kindly uncheck the same and **Skip**.
- Enter your email ID (**firstname.lastname@ril.com**) and click on **Continue**.



- Outlook will pick the ID enrolled in the Company Portal and it will automatically configure the profile. Tap on **Continue**.

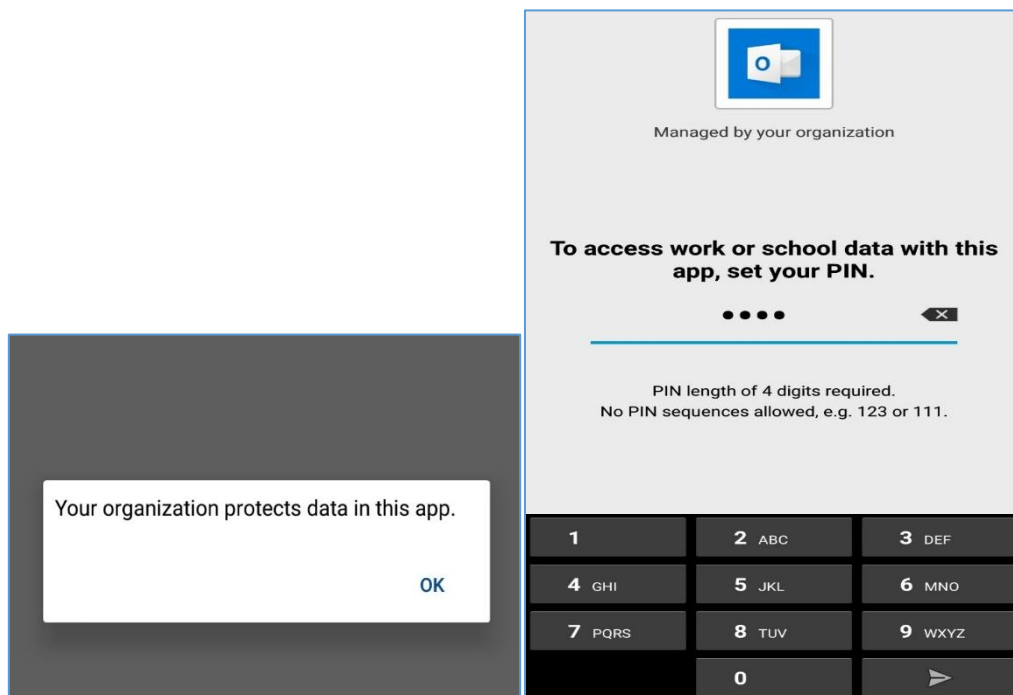


- Outlook will ask to configure any additional personal accounts. If yes click on **Continue** or else click on **Skip**.






- Tap on ok to continue, later you will be prompted to set a complex 4-digit passcode (**you need to remember this code**).

(Eg: It will not accept simple 4-digit pin like 1111/6543, you need to set a complex 4-digit pin like 2361/4357)



4. To open attachments download the following apps on mobile and sign-in to these apps using your corporate ID
(For additional info refer point 7).



Note: If you have **Word** or **Excel** apps already installed, please ensure you sign-out and sign-in with your corporate ID again.

5. Preferred Intune managed apps

- Microsoft Outlook – For Enterprise mail
- Microsoft OneDrive – cloud storage per user
- Microsoft OneNote- take down minutes of meetings
- Microsoft Excel – viewing and creating spreadsheets/workbooks/csv
- Microsoft Word – viewing and creating documents
- Microsoft PowerPoint – viewing and creating Presentations
- Microsoft SharePoint – to access SharePoint sites.
- Microsoft Skype for Business – IM, Audio calls, conference calls etc.
- Microsoft Teams – for team chat/meeting/Audio and video calls/ collaboration etc.
- Azure Information Protection – for protected files.